

PureFlo® PTFE Filter Capsules

PureFlo® PTFE filter capsules are highly retentive hydrophobic PTFE membrane filters that have been specially designed for critical applications. The PTFE membrane in an all-polypropylene construction provides excellent chemical compatibility and superior flow per surface area as compared to other membrane capsules. No adhesives, binders, or surfactants are used in the manufacturing process.

The hydrophobic PTFE membrane is ideally suited for aggressive chemicals such as acids, bases, and solvents. In addition, the hydrophobic membrane provides superior flow and pressure-drop characteristics per surface area for gas filtration and tank venting applications. All filter capsules are 100% integrity tested to ensure filter performance each and every time out of the package. PureFlo PTFE filter capsules are well-suited for critical applications where superior flow and particle removal efficiency at 0.1 to 10.0 micron is required.



Materials of Construction

Membrane: Hydrophobic PTFE
 Membrane Supports: Polypropylene
 Cage, Core, End Caps, Capsule: Polypropylene
 Fitting Connections: MNPT, FNPT, Quick Couplings, Compression, Hose Barb, Sanitary Flange

Dimensions (TC fittings)

Length: 1.5 in (128 mm)
 Length: 2.5 in (155 mm)
 Length: 5.0 in (210 mm)
 Length: 10 in (340mm)
 Diameter: 2.75 in (70 mm)

Effective Filtration Area

1.5 in - 0.65 ft² (650 cm²)
 2.5 in - 1.3 ft² (1250 cm²)
 5.0 in - 2.7 ft² (2400 cm²)
 10 in - 5.2 ft² (4800 cm²)

Operating Conditions

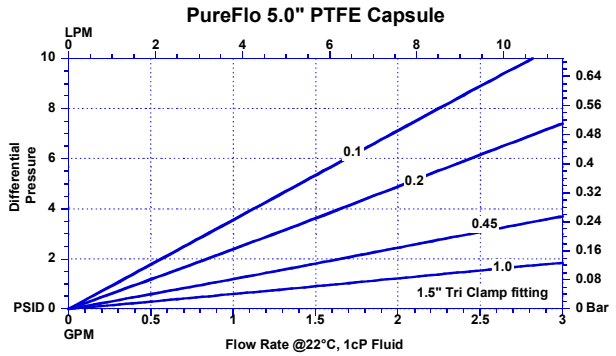
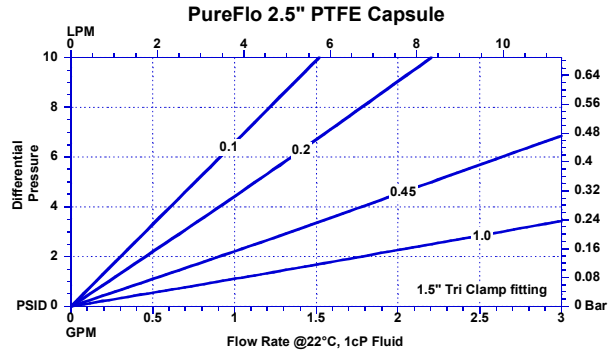
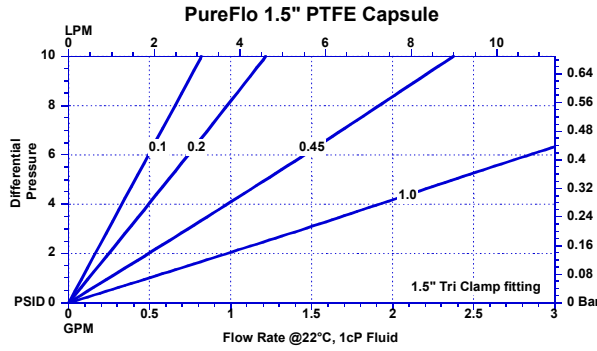
Maximum Operating Pressure Liquid:
 4.0 bar (58 psid) at 20° C
 Maximum Operating Pressure Gas:
 2.0 bar (29 psid) at 20° C
 Maximum Operating Temperature: 60° C

Applications	
Acids	Ink Jets
Bases	Electronics
Solvents	Pharmaceuticals
Fine Chemicals	Venting
Plating Solutions	Dyes
Process Water	Lacquers

Regulatory Compliance

Manufactured from materials that conform to the requirements of 21CFR Part 177 of the U.S. Code of Federal Regulations

Features	Benefits
<ul style="list-style-type: none"> Naturally Hydrophobic PTFE Membrane 	<ul style="list-style-type: none"> High flow rates with low pressure drop per surface area as compared to other filter materials Superior filter lifetime and process throughputs
<ul style="list-style-type: none"> Wide Chemical & Thermal Compatibility 	<ul style="list-style-type: none"> Provides excellent compatibility with a wide-range of chemicals such as acids, bases, and solvents No media migration into the process fluid
<ul style="list-style-type: none"> Low Filter Extractables 	<ul style="list-style-type: none"> No adhesives, binders, or surfactants are used during the manufacturing process resulting in superior downstream cleanliness All cartridges are rinsed with high-purity water to reduce extractables and downtime
<ul style="list-style-type: none"> Quality Manufacturing 	<ul style="list-style-type: none"> Consistent and reproducible particulate removal



Inlet/Outlet Fittings	Vent and Drain fittings
1H = 1/8" Hose barbs	Luer Lock
1NF = 1/8" FNPT	Luer Lock
2C = 1/4" Compression	1/4" Comp
2H = 1/4" to 1/2" Hose barbs	Luer Lock
2HS = 1/4" to 3/8" Hose barbs	Luer Lock
2L = Large Female Luer Lock fitting	Luer Lock
2N = 1/4" MNPT	Luer Lock
2NF = 1/4" FNPT	Luer Lock
2Q = 1/4" Male Quick Coupling	Luer Lock
2QF = 1/4" Female Quick Coupling	Luer Lock
2QFP = 1/4" Female Quick Coupling with Plastic latch	Luer Lock
2QP = 1/4" Male Quick Coupling for Plastic latch	Luer Lock
3C = 3/8" Compression	1/4" Comp
3H = 3/8" Hose Barb (future)	Luer Lock
3HE = 3/8" Hose Barb Elbow	Luer Lock
3NF = 3/8" FNPT	Luer Lock
4C = 1/2" Compression	1/4" Comp
4H = 1/2" Hose Barb (future)	Luer Lock
4N = 1/2" MNPT	Luer Lock
4QP = 1/2" Male Quick Coupling for Plastic latch	Luer Lock
MT = 0.5" Tri clamps	Luer Lock
TC = 1-1/2" Tri clamp	Luer Lock

Option: Plugged and Cut off Vent and/or Drains

Note - Graphs based on Sanitary fittings.

PureFlo PTFE Filter Cartridge Ordering Guide

PureFlo Capsule Filters	Filter Media	Pore size (Micron)	Length	Input Fitting	Output Fitting	Options
SKL	F = PTFE	010 = 0.1	H = 1.5"	1H = 1/8" Hose barbs	1H = 1/8" Hose barbs	Blank = Polypropylene -N= No vent or Drain fittings -NI = No vent or Drain inlet fitting -NO = No vent or Drain Outlet fitting
		020 = 0.2	S = 2.5"	1NF = 1/8" FNPT	1NF = 1/8" FNPT	
		045 = 0.45	L = 5"	2C = 1/4" Compression	2C = 1/4" Compression	
		100 = 1.0	K = 10"	2H = 1/4" to 1/2" Hose barbs	2H = 1/4" to 1/2" Hose barbs	
		300 = 3.0		2HS = 1/4" to 3/8" Hose barbs	2HS = 1/4" to 3/8" Hose barbs	
		500 = 5.0		2L = Large Female Luer Lock fitting	2L = Large Female Luer Lock fitting	
		999 = 10.0		2N = 1/4" MNPT	2N = 1/4" MNPT	
				2NF = 1/4" FNPT	2NF = 1/4" FNPT	
				2Q = 1/4" Male Quick Coupling	2Q = 1/4" Male Quick Coupling	
				2QF = 1/4" Female Quick Coupling	2QF = 1/4" Female Quick Coupling	
		2QFP = 1/4" Female Quick Coupling with Plastic latch	2QFP = 1/4" Female Quick Coupling with Plastic latch			
		2QP = 1/4" Male Quick Coupling for Plastic latch	2QP = 1/4" Male Quick Coupling for Plastic latch			
		3C = 3/8" Compression	3C = 3/8" Compression			
		3H = 3/8" Hose Barb	3H = 3/8" Hose Barb			
		3HE = 3/8" Hose Barb Elbow	3HE = 3/8" Hose Barb Elbow			
		3NF = 3/8" FNPT	3NF = 3/8" FNPT			
		4C = 1/2" Compression	4C = 1/2" Compression			
		4H = 1/2" Hose Barb	4H = 1/2" Hose Barb			
		4N = 1/2" MNPT	4N = 1/2" MNPT			
		4QP = 1/2" Male Quick Coupling for Plastic latch	4QP = 1/2" Male Quick Coupling for Plastic latch			
		MT = 0.5" Tri clamps	MT = 0.5" Tri clamps			
		TC = 1-1/2" Tri clamp	TC = 1-1/2" Tri clamp			

Example - 2.5", 0.2 micron PTFE Capsule, with 1.5" TriClamp fittings would be **SKLF020STCTC**

Male Quick Couplings are molded, Female Quick Coupling with Plastic latch only will be threaded on, compatible with CPC (Colder), LinkTech and other compatible couplings.

Your Local Distributor:

Please Visit Us At:

- Americas -
JALT Technologies, LLC.
www.jalttech.com
info@jalttech.com
 703-335-9910

- All Other Regions -
ZenPure Corporation
www.zenpure.com
info@zenpure.com
 +86 571 2288 6800

JALT Technologies is a registered trademark of JALT Technologies, LLC. CPC is a registered trade mark of Colder Product Company. LinkTech is a registered Trade mark of LinkTech Inc. ZenPure and PureFlo are registered trademarks of ZenPure Corporation or an affiliated company. Copyright 2003 ZenPure or an affiliated