

Monitors 0.05  $\mu\text{m}$  particle contamination in DI water  
Integrated unit combines sensor, controller, flow meter,  
and data storage



## Liquid-Borne Particle Counter KL-30A

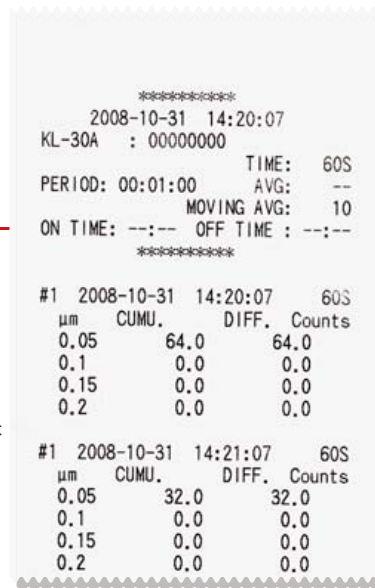

- Lowest measurable particle size 0.05  $\mu\text{m}$  and 20 times larger effective flow rate than former model
- Built-in leakage sensor triggers alarm output when internal leak detected
- High pressure up to 500 kPa (gauge pressure) applicable
- Equipped with D/A converter (4 - 20 mA) and alarm output contacts (standard)
- Printer built-in, CompactFlash card available (option)

# KL-30A

## Specifications [KL-30A]

Optical system	Light-scattering method
Light source	Diode pumped solid state laser (rated output 500 mW, wavelength 532 nm)
Laser product classification	Class 1, IEC 60825-1
Light detector	Multi-channel silicon photodiode
Allowable sample fluid types	Pure water (for purging, other fluids which do not corrode the fluid contact materials may be introduced)
Calibration	Polystyrene latex (PSL) particles with refractive index 1.6 in pure water
Particle size range	≥0.05 μm, ≥0.1 μm, ≥0.15 μm, ≥0.2 μm
4 channels (factory default)	
User selectable channels	1 to 10 channels
Setting range	0.05 μm to 0.2 μm
Sample flow rate	Sensor flow rate 20 mL/min and purge flow rate 0.1 to 1 L/min combined (Purge flow rate will differ depending on sample fluid pressure)
Counting efficiency	10 % ±3 %
Effective sample flow rate	2 ±0.6 mL/min
Particle resolution	10 % or less (PSL particles in 0.15 μm range)
Maximum particle concentration	7 000 particles/mL (coincidence loss 5 %), 15 000 particles/mL (coincidence loss 10 %)
Spurious count	Less than 0.05 particles/mL average


Sample fluid connectors	Sample fluid inlet/outlet 4 x 6 dia. or 3.96 x 6.35 dia. flared tube joint
Allowable sample fluid pressure	100 to 500 kPa (gauge pressure)
Sample fluid temperature	15 °C to 35 °C (no condensation in flow system)
Fluid-contacting materials	Synthetic quartz, fluorocarbon rubber, fluoroplastic, PFA, PVC, SUS304/316, Pyrex, POM
Purge connector	Rc 1/8 (1/8 PT female) For introducing purging gas to maintain clean conditions and prevent condensation
Power supply	130 VA, 100 to 240 V AC ±10 %, 50/60 Hz
Ambient conditions for operation	15 °C to 35 °C, less than 80 % RH (no condensation)
Dimensions and weight	230 (H) x 385 (W) x 570 (D) mm (excluding protruding parts), approx. 24.8 kg
Supplied Accessories	Power cord (2.5 m) x 1, Thermal paper TP-08 x 2 rolls, Touch pen x 1, Dummy card x 1
Factory option	Purge air unit (for internal installation) KL-30-S21
Optional accessories	Thermal paper TP-08, Clean thermal paper TP-10 Sampling tube 5 m (4 x 6 dia., both ends flared) KL-30A-S16 Sampling tube 10 m (4 x 6 dia., both ends flared) KL-30A-S15 CompactFlash card MC-12CF1 (128 MB)/25CF1 (256 MB)



Print sample of internal printer

\* Company names and product names mentioned in this catalog are usually trademarks or registered trademarks of their respective owners.  
\* Specifications subject to change without notice.

ISO 14001 RION CO., LTD.  
ISO 9001 RION CO., LTD.



Distributed By:



Phone: 703-335-9910  
Fax: 703-310-6232  
Email: Info@jalttechnologies.com



3-20-41, Higashimotomachi, Kokubunji,  
Tokyo 185-8533, Japan  
Tel: +81-423-59-7878, Fax: +81-423-59-7458